

# Fusion Splicers and Tools

TAKING SPLICERS TO THE NEXT LEVEL



Fusion Splicers

Cleaver

Stripper

Other Tools

# FITEL

## FUSION SPLICERS FOR OPTICAL FIBER

Optical fiber plays a critical role in today's communication networks – from telecommunications to CATV to data. Furukawa is a major manufacturer and provider of high quality optical fiber and fiber optic products. This includes a complete line of fusion splicers that produce highly accurate, reliable splices with minimal loss. Furukawa's fusion splicers are designed using state-of-the-art technology, decades of manufacturing experience and feedback from countless customer installations. You'll find that FITEL splicers are simple yet precise and reliable tools that can support your full range of fiber manufacturing, R&D, installation, and maintenance applications.



### S122A/S122C/S122M4/ S122M8/S122M12

...page 4-7

With its super low profile and new user interface, the FITEL S122 series fusion splicer offers next generation workability for every splicing field. Combining the portability, power flexibility and field ruggedness of FITEL's previous generation of hand-held splicers with the proven quality and performance of our ribbon splicers, the S122 delivers fast and consistent splicing with outstanding mobility and extreme ease-of-use.



### S177A/S177LDF

...page 8-11

The new hand-held FITEL S177A incorporates an improved heating design that cuts splice-to-heat time by 40 percent, achieving a 9-second splice time and 37-second heat time. The unit's T-shaped body design is also 40 percent lighter, weighing only 4.85 pounds including battery. Ideal for fast field use, the S177A reduces the fiber length required for splicing by 30 percent. In addition, fiber magnification power is 608X, marking the industry's most powerful rating for a core alignment splicer.



## S183PM/S183K

...page 12-13

The S183 Full Function Fusion Splicer series provides you the ultimate splicing solution. Designed primarily to address production and research splicing needs in the optical components industry, this is the most advanced series in FITEC's extensive line of high performance machines. The S183PM offers a total solution for precision polarization maintaining fiber splicing. Both models offer high strength splicing, specialty fiber splicing and attenuation splicing - all essential processes in manufacturing the latest optoelectronic devices.

## CONTENTS

### Fusion Splicers

- Types of Fusion Splicers in the industry ..... 4
- S122 SERIES Hand-Held Fusion Splicer ..... 5
- S177A Hand-Held Core-Alignment Fusion Splicer ..... 8
- S177 Large Diameter Fusion Splicer ..... 10
- S183PM/S183K Advanced Fusion Splicer Series ..... 12
- Connector Termination System ..... 14

### Cleaver

- Cleaver ..... 15

### Stripper

- S218R Thermal Stripper ..... 16

### Other tools

- Fusion Splicer Accessories and Consumables ..... 17
- ID-H/R Fiber Identifier ..... 20
- ID-L Light Source ..... 21
- LBT-101 Short Range Optical Tester ..... 22
- CS201 Cable Sheath Strippers ..... 24

## OPTICAL FIBER SPLICING PROCESS

### STRIPPING

16

Using a fiber stripper to remove the coating material from the fiber.

### CLEANING

17

Using alcohol and a specially designed wiper to clean the bare fiber.

### CLEAVING

15

Using a precise cleaver to cut the fiber.

### SPLICING

4 - 14

Using a fusion splicer to align fibers & discharge the arc to connect the fibers. In addition, the unit will inspect the quality of the splice after the process.





### PROTECTION

19

Using a heat-shrinking sleeve to protect spliced fiber.

# Types of Fusion Splicers in the industry

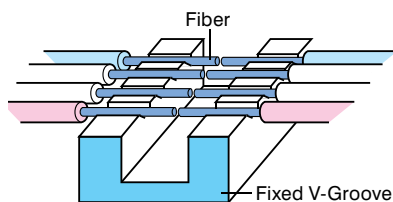
There are a number of ways to categorize splicers. Here we categorize them based on the fiber alignment type: Fixed V-Groove alignment type and Core-Alignment type. The Fixed V-Groove is typically used for ribbon fiber splicing. The Core-Alignment type is used for single fiber splicing with more precise requirements, such as optical components manufacturing. With both types, the arc discharge is same.

Type	 S122A/S122C/S122M4	 S122M8/S122M12	 S177A/S177LDF	 S183PM/S183K
Alignment Type	Fixed V-Groove (Clad Alignment)		Core Alignment	
Fiber Observation	2 CCD Cameras			
Applicable Fiber	SMF, MMF, DSF, NZDSF		SMF, MMF, DSF, NZDSF, EDF, DCF	SMF, MMF, PMF,* NZDSF, EDF, DCF
Fiber Count	S122A: Single Fiber S122C: Single Fiber S122M4: 1 ~ 4 Fibers	S122M8: 1 ~ 8 Fibers S122M12: 1 ~ 12 Fibers	Single Fiber	
Cladding Diameter	125 $\mu$ m		S177A: 80 ~ 200 $\mu$ m S177LDF: 125 ~ 400 $\mu$ m	80 ~ 200 $\mu$ m
Coating Diameter	Single: 250 $\mu$ m, 900 $\mu$ m Ribbon: 280 $\mu$ m ~ 400 $\mu$ m		Single: 160 ~ 900 $\mu$ m	
Cleave Length	S122A, S122M4, S122M8, S122M12: 10mm S122C: 5 ~ 10mm		250 $\mu$ m: 5 ~ 16mm 900 $\mu$ m: 16mm (10mm option)	Normal strength: 9 ~ 11mm High strength: 3 ~ 5mm
Dissimilar Splicing	No		Yes	
Specialty Splicing	No		Yes	
High Strength Splicing	No		Yes	
Polarization Maintaining Splicing	No		Yes	
Applicable Sleeves	S122A, S122M4, S122M8, S122M12: 40 ~ 60mm S122C: 20 ~ 60mm		20 ~ 60mm	
Battery	Available		S177A: Available S177LDF: No.	No

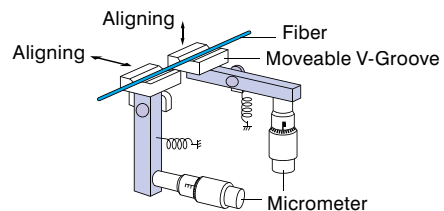
\* : S183PM only

## ALIGNMENT TYPE

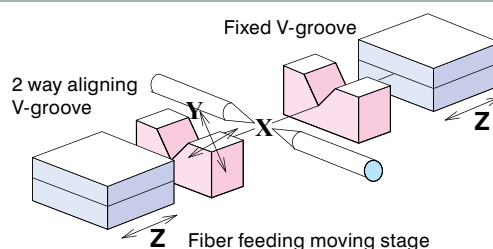
### FIXED V-GROOVE (S122)



### CORE ALIGNMENT (S183)



### CORE ALIGNMENT (S177)



# S122 SERIES Hand-Held Fusion Splicer



With its super low profile and new user interface, the FITELE S122 series fusion splicer offers next generation workability for every splicing field, FTTX, LAN, backbone, or long-haul installations. Combining the portability, power flexibility and field ruggedness of FITELE's previous generation of hand-held splicers with the proven quality and performance of our ribbon splicers, the S122 delivers fast and consistent splicing with outstanding mobility and extreme ease-of-use.



Fusion Splicers

## KEY FEATURES:

### Superb Mobility and Workability

Super low profile design, with only 4.7cm height at the keypad, the S122 provides a stable working environment both on the work bench and palmtop. Attaching the S122 to the Work Table (optional) enables hands-free operation, as well as easy access to various work fields by folding the splicer upward.

### Rugged Body

The top body and windshield are made of magnesium die-cast. The bottom body is protected with rubber corner pads. With its simple and flat shape, the S122 can survive during harsh conditions.

### New GUI & LCD Screen

Featuring a new GUI (graphical user interface) and transreflective LCD screen technology, the S122 operation is a snap! Function keys are simple and information displays are crisp and clear even in direct sunlight.

### Multi-Window Fiber Display

The LCD display shows the splicing process with simultaneous X and Y camera views, as well as status icons monitoring the machine conditions.

### Fast and Accurate

The fast 13-second splice time and 37-second heat time creates a highly efficient work environment. The S122 observes the fiber from 2 directions just as all high-end splicers, promising high quality splice from trunk to FTTX.

### Enhanced Ease of Use

Memory for fiber image, counters for cleaver and stripper blade replacement and visual maintenance instructions are provided for your ease of use.

### Real Time Arc Control

Patented process which increases consistency and reduces splice loss. Also, virtually eliminates the need for traditional arc checks by actively calibrating the arc during each splicing cycle.


### Fiber Clamp Vibration System (S122M8 and S122M12 only)

New fiber clamp vibration system allows for easy fiber placement. System inspects axis offset before each splice and makes necessary adjustment for ideal splicing.

### Automatic Fiber Count Identification

Unit automatically identifies fiber ribbon count and selects the proper program for splicing. There is no need to manually change the program when operators want to splice different fiber counts.

### RoHS and Telcordia (GR-765-CORE for S122A / C, GR-1095-CORE for S122M4 / M8 / M12) Compliant





## PRODUCT LINE UP:

Model	Application
S122A	Splicing for single fiber using Fiber Holder System
S122C	Splicing for single fiber using Fiber Holder System / short cleave length / SOC
S122M4	Splicing for single fiber to 4-fiber ribbon using Fiber Holder System
S122M8	Splicing for single fiber to 8-fiber ribbon using Fiber Holder System
S122M12	Splicing for single fiber to 12-fiber ribbon using Fiber Holder System

## SPECIFICATIONS:

Fiber Types	SMF, MMF, DSF, NZDSF
Cladding Diameter	125 $\mu$ m
Coating Diameter	250 $\mu$ m to 900 $\mu$ m for single fiber 280 $\mu$ m to 400 $\mu$ m for ribbon (thickness) [S122M4. S122M8. S122M12]
Average Splice Loss	SMF: 0.05dB, MMF: 0.03dB, DSF: 0.08dB, NZDSF: 0.08dB
Splice Time	13 sec. (S122A. S122C), 15 sec. (S122M4. S122M8. S122M12)
Heat Time	Single Fiber: 37 sec. (40mm), 51 sec. (60mm), Ribbon Fiber: 45 sec. (40mm)
Tension Test	1.96N
Applicable Sleeve Length	40/60mm
Program Memory	Splice Programs: Max. 150, Heat Programs: Max. 12
Splice Memory	Max. 1,500 (S122A. S122C. S122M4), Max. 1,000 (S122M8. S122M12)
Fiber Image Display	Simultaneous two-axis display Magnification 120X (S122A. S122C), 48X (S122M4), 28X (S122M8), 20X (S122M12)
Dimensions	140W $\times$ 189L $\times$ 73H mm (S122A. S122C. S122M4), 140W $\times$ 189L $\times$ 86H mm (S122M8. S122M12)
Weight	800g / 1.8lb. (S122A. S122C. S122M4), 960g / 2.1lb. (S122M8. S122M12), 170g / 0.4lb. (battery)
AC Input	100 to 240V AC
DC Input	10.6 ~ 12.6V
Battery Capacity	50 splices with heat shrink protection (S122A. S122C. S122M4) 40 splices with heat shrink protection (S122M8. S122M12)
Operating Temp.	-10° C to + 50° C
Storage Temp.	-40° C to + 60° C

## STANDARD PACKAGE:

P/N	Description	S122A -C-S0	S122A -C-S1	S122A -C-H0	S122A -C-H1	S122C -C-S0	S122C -C-S1	S122C -C-H0	S122C -C-H1	S122M4 -C-S0	S122M4 -C-S1	S122M4 -C-H0	S122M4 -C-H1	S122M8	S122M12
S122-A-A-0001	S122A Main Body	1	1	1	1										
S122-C-A-0001	S122C Main Body					1	1	1	1						
S122-M-A-0001	S122M4 Main Body									1	1	1	1		
S122-M8-A-0001	S122M8 Main Body													1	
S122-M12-A-0001	S122M12 Main Body														1
S943	Battery	1	1	1	1	1	1	1	1	1	1	1	1	1	1
S122-X-A-0002	Soft Carrying Case	1	1			1	1			1	1				
S122-X-A-0003	Strap	1	1	1	1	1	1	1	1	1	1	1	1		
S122-X-A-0005	Hard Carrying Case for A/M4			1	1			1	1			1	1		
S122-X-A-0006	Cooling Tray	1	1	1	1	1	1	1	1	1	1	1	1	1	1
S122-X-A-0007 (pair)	Fiber Reformer for M4									1	1	1	1		
S122-X-A-0008 (pair)	Fiber Reformer for M8/M12													1	1
S122-X-A-0009	Hard Carrying Case for M8/M12													1	1
S709S-250 (pair)	250µm Fiber Holder	1	1	1	1	1	1	1	1	1	1	1	1		
S709A-004 (pair)	4 Fiber Ribbon Fiber Holder									1	1	1	1		
S709A-008 (pair)	8 Fiber Ribbon Fiber Holder													1	
S709A-012 (pair)	12 Fiber Ribbon Fiber Holder														1
S957B	AC Adapter & Cord for A/C/M4	1	1	1	1	1	1	1	1	1	1	1	1		
S971	AC Adapter & Cord for M8/M12													1	1
S958B	Battery Charger	1	1	1	1	1	1	1	1	1	1	1	1	1	1
S959U (USB Type)	DC Adaptor		1		1		1		1		1		1	1	1
S966 (pair)	Electrode for A/C/M4	2	2	2	2	2	2	2	2	2	2	2	2		
S967 (pair)	Electrode for M8/M12													2	2
FTS-B292	Instruction Manual for A/C/M4	1	1	1	1	1	1	1	1	1	1	1	1		
FTS-B302	Instruction Manual for M8/M12													1	1
D5111	Electrode Sharpener	1	1	1	1	1	1	1	1	1	1	1	1	1	1

## OPTIONAL ACCESSORIES:

P/N	Description
S122-X-A-0002	Soft Carrying Case
S122-X-A-0004	Working Belt
S122-X-A-0005	Hard Carrying Case for A/M4
S122-X-A-0006	Cooling Tray
S122-X-A-0007 (pair)	Fiber Reformer for A/M4
S122-X-A-0008 (pair)	Fiber Reformer for M8/M12
S122-X-A-0009	Hard Carrying Case for M8/M12
S210	Fiber Stripper
S218R	Thermal Fiber Stripper
S325A	One-Action Precision Cleaver
S709S-250 (pair)	250µm Fiber Holder
S709S-500 (pair)	500µm Fiber Holder
S709S-900 (pair)	900µm Fiber Holder
S709A-002 (pair)	2 Fiber Ribbon Fiber Holder
S709A-004 (pair)	4 Fiber Ribbon Fiber Holder
S709A-006 (pair)	6 Fiber Ribbon Fiber Holder
S709A-008 (pair)	8 Fiber Ribbon Fiber Holder
S709A-010 (pair)	10 Fiber Ribbon Fiber Holder
S709A-012 (pair)	12 Fiber Ribbon Fiber Holder
S709T-900 (pair)	Universal Fiber Holder (250-900µm)
S959U (USB Type)	DC Adaptor
S943	Battery
S966 (2pcs)	Electrode for A/C/M4
S967 (2pcs)	Electrode for M8/M12





## Seamless Splicing from Trunk to FTTX

### KEY FEATURES:

- Most compact, lightweight core-alignment splicer in the industry!
- New graphical user interface (GUI) to enhance ease-of-use.
- Transreflective LCD allows clear view even in direct sunlight.
- Best-in-industry fiber magnification-680X.
- Built-in battery automatically charges when plugged into AC-even when splicing!
- RoHS and Telcordia (GR-765-CORE) compliant



### SPECIFICATIONS:

Splicing Method	Core-Alignment
Applicable Single Fiber	SMF, MMF, DSF, NZDSF, EDF
Average Insertion Loss	SMF: 0.02dB, MMF: 0.01dB, DSF: 0.04dB, NZDSF: 0.03dB
Splice Time	9 sec
Heat Time	37 sec (40mm), 51 sec (60mm)
Splice/Heat Programs	150 available / 12 available
Cleave Length	5-16mm (250 $\mu$ m), 10 or 16mm (900 $\mu$ m)
Dimension/Weight	130W×260D×137H mm / 2.20kg (4.85lbs) [weight including battery]
Splice Memory	2000 splices
Operating Environment	0~4,000m, -10 to +50° C and 90% at 38° C
Data Output	USB 1.1
Battery Life	Internal - 70 splice / heat cycles
Power	AC Input : 85 to 264V (50/60Hz), DC Input : 11 to 17V, Battery : Li-ion

## Seamless Splicing from Trunk to FTTX

The FITEL S177A ushers in a whole new range of applications for core-alignment splicing : It delivers the same precision, accuracy, and automated functionality of a conventional core-alignment unit, but with the speed, portability, and convenience of a hand-held splicer. The S177A becomes your versatile best choice for FTTX, LAN, backbone, or long-haul installations.



### Compact, Lightweight Body

At nearly half the weight and size of FITEL's standard core-alignment unit, the S177A weighs only 2.2kgs (4.85 pounds)-making it the first hand-held and most compact, lightweight core-aligning splicer in the industry. The T-shaped body design, measuring just 5 inches across, easily accommodates short fiber lengths. The magnesium alloy canopy and top base provide the rugged strength required for field operations. Highly accurate, it easily handles diverse applications-from trunk splicing to FTTX.



### New GUI & LCD Screen

Featuring a new GUI (graphical user interface) and transreflective LCD screen technology, the S177A operation is a snap! Function keys are simple and information displays are crisp and clear even in direct sunlight. The LCD display shows the splicing process with simultaneous X and Y views, Fiber magnification is the highest available in the industry - 608X, and over 200 percent stronger than FITEL's previous model, the S176.



### STANDARD PACKAGE:

P/N	Description
S177-X-A-0001	Splicer Body
S177-X-S-0002	Spare Electrodes
S177-X-A-0003	Carrying Case
S943	Internal Battery
S957	AC Adapter
D5111	Electrode Cleaning Disk
S177-X-S-0004	Manual

### OPTIONAL ACCESSORIES:

P/N	Description
S177-X-S-0005	Cooling Tray
S177-X-S-0006	USB Cord
S177-X-S-0007	Fiber Holder Mount
S707S-080	80µm Fiber Holder
S707S-250	250µm Fiber Holder
S707S-900	900µm Fiber Holder
S707S-400	400µm Fiber Holder
S210	Furukawa Fiber Stripper
S211	Miller Stripper
S325A	Hand-Held High Precision Cleaver

### ORDERING NUMBER FORM:

**S177A-** ○

Fiber Holder Type	Cleave Length
0: 16mm Tight Holder	125 / 250µm: 5~16mm; 125 / 900µm: 16mm
1: 10mm Tight Holder	80 / 150~200µm: 5mm; 125 / 250µm: 5~10mm; 125 / 900µm: 10mm
2: Fiber Holder System SOC Applicable	80 / 150~200µm: 5mm; 125 / 250~900µm: 10mm
3: Loose-Tube-Holder	125 / 250µm: 5~10mm



# S177 Large Diameter Fusion Splicer



The FITEL S177LDF large diameter fusion splicer builds upon the robust performance of the proven S177A splicer and expands its capabilities to splice up to 400 $\mu$ m cladding fiber. The unique design effectively blends fusion splicing with portability, speed, and the ease of operation of FITEL's S177series machines.




## SPECIFICATIONS:

<b>Splicing Method</b>	Active Clad-Alignment
<b>Applicable Optical Fiber</b>	SMF
<b>Fiber Cladding Diameter</b>	125~400 $\mu$ m
<b>Fiber Coating Diameter</b>	250~900 $\mu$ m
<b>Cleave Length</b>	10mm
<b>Splice Loss (Typical)</b>	0.04dB (Furukawa identical 125 $\mu$ m-SMF)
<b>Splice Time</b>	16-second for 125 $\mu$ m SM fiber 26-second for 400 $\mu$ m LDF
<b>Heat Time</b>	37-second for 40mm protection sleeve 51-second for 60mm protection sleeve
<b>Dimensions</b>	130W×260D×137H mm
<b>Weight</b>	2.0kg
<b>AC Power</b>	AC Input : 100 to 250V (50/60Hz)

## KEY FEATURES:

The S177LDF is able to splice from 125 $\mu$ m to 400 $\mu$ m cladding fiber as well as to splice different diameter fibers for 400 $\mu$ m and 125 $\mu$ m. These high-end splices are provided with small, light and fast, easy to use and low cost S177 series fusion splicer.



An upgraded high voltage Arc Discharge Unit provides the power necessary for LDF splicing. A wide field of view camera and advanced optical design expands the viewing range of the proven S177A design. These two capabilities allow for automated active LDF alignment while maintaining the precision of conventional 125 $\mu$ m splicing.

Like other Furukawa fusion splicers, featuring GUI (graphical user interface), the S177LDF operation is a snap! Function keys are simple and information displays are crisp and clear.



## STANDARD PACKAGE:

P/N	Description	Qty	Note
S177L-A-X-0001	S177LDF Main Body	1	
S707T-600	Fiber Holders	1set	Applicable Coating Diameter: 250~900 $\mu$ m
S968	Spare Electrode	1pair	
S177-X-A-0003	Hard Carrying Case	1	
S971	AC Adapter	1	
D5111	Electrodes Cleaning Disk	1	
	Operation Manual	1	Manual

## Preparation Tools for Large Diameter Fiber:

The stripping and cleaving of Large Diameter Fiber requires a dedicated fiber stripper and cleaver. Please contact us for more information regarding these tools.


# S183PM/S183K Advanced Fusion Splicer Series

## Take Splicing to the Next Level & Beyond!

The S183 Advanced Fusion Splicer series was designed specifically for the demanding production and research applications of the optical components industry. There are two version of the S183: the S183K offers programs for specialty and exotic fiber combinations as well as high-strength splicing applications. The S183PM has all the capability of the S183K, but can also splice polarization maintaining fiber faster than any other unit in the world. The S183 Advanced Fusion Splicer series is setting a new standard in the field fo high-end fusion splicing applications.



## FEATURES & APPLICATIONS:





### Specialty Splicing Made Easy

The advanced features of the S183 allow you to splice today's and tomorrow's most exotic fiber types. Whether performing high-strength splices, splicing small cladding fibers (80 $\mu$ m), large cladding fibers (200 $\mu$ m), high MFD  $\Delta$  splicing combinations, PM fibers\*, or erbium doped fiber, the S183 is the splicer for your high-end application.

### Fast Splice Time!!

The splice time is lightning fast at 42 seconds for PANDA\* and 20 seconds for SM. The S183 is the fastest in the industry for most fiber applications, allowing you to increase efficiency on your production line.



### Safe PM Fiber Rotation\*

The new rotation mechanism on the S183PM allows PM fiber to rotate while keeping straight and stable. This minimizes fiber twist, which can be detrimental to sensitive splicing applications.




### Quick Loading & Automatic Machine Adjustment

The S183 automatically adjusts for different fiber coating and cladding sizes. There is no need to exchange electrodes, v-grooves, or fiber clamps. In addition, the S183 has been designed so that the user simply loads the fiber and closes the lid to begin the fusion process. There is no need to lower or set fiber clamps before beginning your splice.

### Automatic Fiber Holder Release

The S183 automatically performs a tensile proof test on the fiber and releases the holder lid to avoid twisting the fiber after the splice. This automation eliminates the need for the user to manually open and reset the splicer after each fusion splice.



\* : Only S183PM

## SPECIFICATIONS:

<b>Applicable Fibers</b>	SMF, MMF, DSF, NZDSF, CSF, DCF, EDF, PMF*
<b>Fibers Cleave Length</b>	3 to 5mm with coating clamping / 9 to 11mm with bare Fiber clamping
<b>Cladding Diameter</b>	80~200 $\mu$ m
<b>Coating Diameter</b>	160~900 $\mu$ m
<b>Typical Insertion Loss (Similar Fiber Splicing)</b>	0.02dB for identical SMF / 0.01dB for identical MMF 0.04dB for identical DSF / 0.05dB for identical PM Fibers*
<b>Typical Insertion Loss (Dissimilar Fiber Splicing)</b>	0.05dB for SMF to PANDA Fiber / 0.10dB for SMF to TIGER Fiber 0.15dB for SMF to BOW-TIE Fiber / 0.10dB for PANDA Fiber to TIGER Fiber
<b>Typical Extinction Ratio* (Cross Talk) (Similar Fiber Splicing)</b>	-40dB (0.6 degree) for identical PANDA Fibers -32dB (1.4 degree) for identical TIGER Fibers -32dB (1.4 degree) for identical BOW-TIE Fibers
<b>Typical Extinction Ratio* (Cross Talk) (Dissimilar Fiber Splicing)</b>	-32dB (1.4 degree) for PANDA Fiber to TIGER Fiber -30dB (1.8 degree) for PANDA Fiber to BOW-TIE Fiber
<b>Loss Estimation Parameters</b>	Cleave angle, Fiber Offset, Tilt, Micro-bending, Fiber end gap, Bubbling at splice point
<b>Dimensions / Weight</b>	350W $\times$ 197D $\times$ 154H mm / 8.7kg
<b>Splice Time</b>	20 seconds for identical Single-Mode Fibers 42 seconds for identical PM Fibers (cladding clamping)* 60 seconds for identical PM Fibers (coating clamping)*
<b>Heating Time</b>	90 seconds for 60mm sleeves 95 seconds for 40mm sleeves 40 seconds for 25mm sleeves
<b>Return Loss</b>	>60dB
<b>Tensile Strength</b>	Typical 300kpsi (25N) with High strength splice
<b>Magnification</b>	133X & 266X
<b>Monitor</b>	5" 8-color LCD monitor.
<b>Video Output</b>	PIN
<b>Data Interface</b>	Serial, USB ver1.1, and Ethernet
<b>Splice Programs</b>	55 Default / 150 Available
<b>Splice Memory</b>	Maximim 2000 splices
<b>Operating Temperature</b>	0 to +40° C (without excessive humidity)
<b>Storage Temperature</b>	-40 to +60° C (without excessive humidity)
<b>Power Source</b>	AC 100 to 240V (50 / 60Hz)with AC adaptor

\*Only S183PM

## S183 STANDARD PACKAGE:

P/N	Description	Qty
S183-P-A-0001	S183PM Main Body*	1
S183-K-A-0101	S183K Main Body*	1
S710S-080	160 $\mu$ m Coating Fiber Holders	1pair
S710S-250	250 $\mu$ m Coating Fiber Holders	1pair
S710S-400	400 $\mu$ m Coating Fiber Holders	1pair
S710S-900	900 $\mu$ m Coating Fiber Holders	1pair
S183-X-A-0002	Fiber Transporter	1
S183-X-S-0003	AC Adaptor	1
S183-X-S-0004	AC Power Cord	1
S183-X-S-0005	Spare Electrodes	1pair
	Electrode Sharpener	1
	User's Manual	1

\*Please specify model S183PM or S183K when placing an order.

## S183 OPTIONAL ACCESSORIES:

P/N	Description	Qty
S219D	Thermal Stripper	1
S325A	High Precision Cleaver	1
S325S80	High Precision 80 $\mu$ m Cleaver	1

# CONNECTOR TERMINATION SYSTEM

## DESCRIPTION:

FITEL's new connector termination system allows for unsurpassed performance and flexibility in the field.

This new "splice-on" connector eliminates the need for field polishing and significantly improves the quality of the termination and installation time required.

FITEL's factory polished ferrules with pre-cleaved fiber stubs are spliced onto the field fiber utilizing FITEL's proprietary ferrule holder and fusion splicer. Once spliced, the SC/APC or SC/UPC connector is easily assembled by using a process that requires minimal skill or training.



## TECHNICAL INFORMATION - SPLICER:

Type	S122SOC(S122C)	S177SOC(S177A-02)
Splicing Method	Clad-Alignment	Core-Alignment
Fiber Type	SMF, MMF, DSF, NZDSF	SMF, MMF, DSF, NZDSF EDF, etc.
Insertion Loss	Typical 0.05dB (SMF)	Typical 0.02dB (SMF)
Battery Capacity	50 splice cycles	70 splice cycles
Applicable Sleeves	20 - 60mm	20 - 60mm

## TECHNICAL INFORMATION - CONNECTOR:

Type	SC/Ultra PC; FC/Ultra PC	SC/Angled PC; FC/Angled PC
Insertion Loss	Typical 0.30dB	
Reflectance	< -55dB	< -65dB
Fiber Type	SMF	
Jacket Type	900μm, 2mm, 3mm	
Ferrule Type	Zirconia ceramic ferrule with pre-polished fiber stub	

## FEATURES & APPLICATIONS:

### • Simple, Fast, & Consistent Field Termination

Allows for easy field repair of pre-terminated splitters, fan outs, and drop terminals.

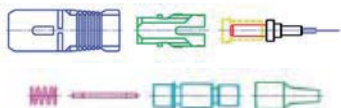
### • No Polishing or Epoxy

FITEL's connector termination process requires no polishing or epoxy increasing the quality and consistency of field connector termination. Total installation time is greatly reduced compared to traditional methods.

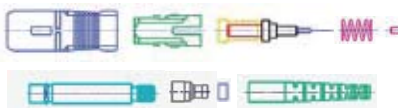
### • Fiber Management

The most difficult task for splicer operators has always been managing the fiber upon completion of splicing. The connector termination feature on the S122C and S177A eliminates the need for splice trays resulting in easier fiber management, reduced storage requirements, and faster installation times.

## 900μm CONSTRUCTION



## 2 & 3mm CONSTRUCTION



## ORDERING INFORMATION


P/N	Description
S122SOC	S122C Hand-Held Fusion Splicer
S177SOC	S177A-02 Core Alignment Fusion Splicer
S709C	SOC Fiber Holder for S122C
S707C	SOC Fiber Holder for S177A-02
S325A	S325A Hand-Held High Precision Cleaver
S240A	S240A Slitter Snapper
SS-01	SS-01 Splicer Scissors
S211B	S211B 3-Hole Fiber Stripper
CRP-01	CRP-01 SOC Crimp Tool
SSCS-PN1	SC/APC Splice-On-Connector, 900μm
SSCS-PN2	SC/APC Splice-On-Connector, 2mm
SSCS-PN3	SC/APC Splice-On-Connector, 3mm
SSCS-P1	SC/UPC Splice-On-Connector, 900μm
SSCS-P2	SC/UPC Splice-On-Connector, 2mm
SSCS-P3	SC/UPC Splice-On-Connector, 3mm
SAPS-388	FC/APC Splice-On-Connector, 900μm
SAPS-386	FC/APC Splice-On-Connector, 2mm
SAPS-387	FC/APC Splice-On-Connector, 3mm
SAPS-358	FC/UPC Splice-On-Connector, 900μm
SAPS-356	FC/UPC Splice-On-Connector, 2mm
SAPS-357	FC/UPC Splice-On-Connector, 3mm



S122C



S177A-02



SOC CONNECTORS

# Cleaver

## One-Step Cleaving... In the Palm of your Hands

### S325A Hand-Held High Precision Cleaver

#### KEY FEATURES:

- One-Step Action
- Cleave Anywhere! - In Your Palm or on Your Desktop
- Easy Fiber Loading
- Simple Operation
- High Capacity Waste Fiber Collection
- Durable Design
- Easy Maintenance on-Site



#### SPECIFICATIONS:

<b>Fiber Types</b>	All fiber types, single to 12-fiber ribbons
<b>Clad Diameter</b>	0.125mm
<b>Coating Diameter</b>	0.25mm and 0.9mm for single fiber; 0.3mm to 0.4mm thickness for ribbons
<b>Cleave Length</b>	Single Fiber: Fixed Length - 10 & 16mm    Variable Length - 3 to 20mm Ribbon Fiber: 10mm Fixed Length
<b>Dimensions/Weight</b>	93W×68D×52H mm, 330g

\* S325S80 High precision cleave for 80µm cleaving is also available.

#### STANDARD COMPONENTS:

P/N	Description	Qty
S325X-01	Main Body	1
S325X-02	Soft Carrying Case	1
S325X-03	Normal Fiber Waste Bin	2
S325X-04	Single Fiber Adapter	1
S325X-05	Large Capacity Fiber Waste Bin	1
FTS-B277	User's Manual	1



### S310 and S315 Single Fiber Cleavers

The FITEL S310 and S315 Single Fiber Field Cleavers are designed for cleaving fiber in the field quickly and easily. The S310 and S315 Field Cleavers can accommodate 0.25mm and 0.9mm coating diameters and their small lightweight size makes them the perfect addition to any field splicing system. The S310 and S315 field cleavers require some skill to achieve the desired cleave angle and may not be appropriate for some splicing applications. The S310 is specifically designed to cleave fiber in the field accurately to a 16mm length. The S315 has a graduated scale, which allows for cleave lengths of 5 to 20mm.

#### APPLICABLE OPTICAL FIBER:

Silica glass-based optical fibers, single fiber, 0.25mm and 0.9mm coating diameter, 0.125 clad diameter.

#### MODELS:

- S310 : For cleaving to 16mm length
- S315 : For cleaving 5 to 20mm length adjusting with scale

**Dimensions** 20W×125D×42H mm

**Weight** 65g



# S218R Thermal Stripper



## New & Improved !! Cordless, Light, & Quick

### KEY FEATURES:

- Exceptional stripping for single and ribbon fiber
- Simple Operation via built-in battery or AC power
- Built-in battery recharger-battery always charging when AC power is connected
- Durable Design
- Easy Maintenance on-Site
- RoHS Compliant



### SPECIFICATIONS:



<b>Fiber Types</b>	All fiber types, single to 12-fiber ribbons		
<b>Clad Diameter</b>	0.125mm		
<b>Coating Diameter</b>	0.25mm to 0.4mm for single fiber; 0.3mm to 0.4mm thickness for ribbons		
<b>Power Source</b>	DC 11~14V	AC 85~264V*	*using S952 AC Adapter
<b>Battery Running Time</b>	Approximately 10 hrs.		
<b>Charge Time</b>	Approximately 2.5 hrs.		*when unit is in off position
<b>Operating Environmet</b>	Temperature: 0~40° C Humidity: Below 95%		*non-condensing
<b>Dimensions/Weight</b>	125W×48D×41H mm, 260g		*weight including battery

### PACKAGE & ACCESSORIES:

Model	P/N	Description	Qty	Note
S218R	S218R-01	Main Body	1	
	S944	Battery	1	
	S952	AC Adapter	1	
	—	Hexagon Wrench	1	For replacing blade
	—	Screwdriver	1	For battery cover
	—	User's Manual	1	
S218R Optional Parts	S218X-02	Power Cord A	1	Cord used to connect S218R to splicer
	S218X-03	Single Fiber Adapter	1	Used when stripping single fiber without a fiber holder
	S218X-06	Spare Blade	1	



## S210 Single Fiber Stripper

The FITELE S210 Single Fiber Stripper is designed to strip 0.25mm as well as 0.9mm diameter fiber. This easy to use stripper has a 20mm wide base with the blade located in the center to ensure safe longitudinal stripping.



### APPLICABLE OPTICAL FIBER:

Silica glass-based optical fibers, single fiber, 0.25mm and 0.9mm coating diameter, 0.125 clad diameter.

**Dimensions** 20W×80D×26H mm

**Weight** 70g

# Fusion Splicer Accessories and Consumables

## S42X Fusion Splicer Tool Kits

The S42X Series Fusion Splicer Tool Kit contains all of the necessary tools required for optical fusion splicing in a rugged carrying case. The durable carrying case features separate compartments for organizing tools and consumables.



Description	Model			Qty
	S422	S423	S424	
S210 Single Fiber Stripper	○	○	○	1
Carrying case	○	○	○	1
250cc Polyethylene bottle with siphon	○	○	○	1
Cleaning cotton for optical fiber	○	○	○	1
Cotton stick for cleaning V-groove, lens, mirror	○	○	○	1
Blower brush for cleaning V-groove, lens, mirror	○	○	○	1
Precision screw driver set and hexagonal wrench set	○	○	○	1
Electrode sharpener	○	○	○	2
S310 Single Fiber Cleaver	○			1
S325A High Precision Cleaver		○	○	1
S218R Thermal Stripper			○	1

## S220A Optical Ribbon Fiber Separator

Designed to initiate separating 2 to 12-fiber ribbons into single fibers. After shaving with S220A, the ribbon fiber can be easily separated by fingers into single fibers. Compact carrying case included as standard.



### APPLICABLE OPTICAL FIBER:

2 to 12 fiber ribbons with the thickness of 0.30 ~ 0.40mm

<b>Dimensions</b>	55W×30D×42H mm
<b>Weight</b>	100g

#### Caution

Do not use the S220A on live fiber or for a mid-span strip. Discard the section of the fibers to which the S220A was applied before splicing or reconnecting the exposed fibers.

Model	Description	Qty
S220A	Fiber Separator	1
FTS-B013	User's Manual	1

# Fusion Splicer Accessories and Consumables

## S233 Optical Ribbon Fiber Splitter

FITEL S233 Ribbon Splitter splits 4, 8, 12, and 24-fiber ribbons more easily, quickly, and accurately than ever before! Another great FITEL fusion splicing accessory from OFS!



### KEY FEATURES:

- Small, simple, and compact design for field use.
- All-metal body for maximum durability.
- Interchangeable fiber guides for different ribbon sizes.
- No tools required to change fiber guides!

### APPLICABLE OPTICAL FIBER:

125 $\mu$ m cladding diameter; 4/8/12/24-fiber ribbons; 0.25mm pitch; 0.30 to 0.40mm thickness; UV-cured acrylic resin coating\*

\*S233 may not work satisfactorily with some ribbon fiber coating materials.

<b>Dimensions</b>	115W×20D×20H mm
<b>Weight</b>	95g

### Modles :

(see below for Fiber Guide descriptions)

- S233A** : Fiber Guide A is included as standard
- S233B** : Fiber Guide B is included as standard
- S233C** : Fiber Guide C is included as standard

### Caution

Do not use the S233 on live fiber or for a mid-span strip.

Discard the section of the fibers to which the S233 was applied before splicing or reconnecting the exposed fibers.


### STANDARD PACKAGE:

Description	P/N	Qty	Note	Model		
				S233A	S233B	S233C
Main Body**	S233X-01	1	All-metal base body for all fiber guides	○	○	○
Cleaning Brush	S233X-02	1	Tool to remove fiber jacket waste	○	○	○
Carrying Case	S233X-03	1	Clear; holds all standard components	○	○	○
Fiber Guide A	S233X-11	1	Obverse: 4-fiber ribbon > 2 x 2-fiber ribbons Reverse: 4-fiber ribbon > 3-fiber ribbon & single-fiber	○	—	—
Fiber Guide B	S233X-12	1	Obverse: 4-fiber ribbon > 2 x 2-fiber ribbons Reverse: 8-fiber ribbon > 2 x 4-fiber ribbons	—	○	—
Fiber Guide C	S233X-13	1	Obverse: 12-fiber ribbon > 2 x 6-fiber ribbons Reverse: 24-fiber ribbon > 2 x 12-fiber ribbons	—	—	○
User's Manual	S233X-82	1	User's Manual	○	○	○

\*\*Not sold individually

## S91X Temporary Fiber Aligner

Designed as a jig for temporary jointing the fibers for measuring transmission loss or for experimental purposes. A simple procedure to strip, clean, cleave and load the fiber makes a temporary jointing with a typical average loss of 0.25dB for SM fiber (when using matching oil).



Item	P/N	Qty
Main Body	S91X	1
User's Manual	—	1

### SPECIFICATIONS:

<b>Fiber Type</b>	SMF, MMF (Single Fiber)
<b>Insertion</b>	0.25dB (with matching gel)
<b>Dimensions</b>	50W×55D×33H mm
<b>Weight</b>	350g

Model	Dia. of Applicable Fibers	Qty
S911	0.90 × 0.90	1
S912	0.90 × 0.40	1
S913	0.40 × 0.40	1
S914	0.40 × 0.25	1
S915	0.25 × 0.25	1
S916	0.25 × 0.90	1

## S918A Temporary Fiber Aligner

Designed to make the time-consuming job of testing ribbon fiber quicker and easier, the S918A allows the user to create a temporary connection of single to 12-ribbon fibers.

### SPECIFICATIONS:

<b>Fiber Type</b>	Silica glass-based optical fiber
<b>Ribbon Count</b>	2-12 Fiber Ribbon
<b>Coating</b>	250µm-900µm Single Fiber 300µm-400µm Ribbon Fiber (250mm pitch)
<b>Cleave Length</b>	100mm
<b>Typical Loss</b>	0.2dB (using matching gel)
<b>Pushing Mechanism</b>	Manual dial wheel
<b>Light</b>	Switch turns light on in magnification area
<b>Dimensions</b>	Body : 131W×90D×58H mm Case : 385W×270D×95H mm
<b>Weight</b>	Body : 540g

P/N	Applicable Fibers (Number of fibers/Diameter or Ribbon Thickness)
S706S-025	Single/0.25mm
S706S-090	Single/0.9mm
S706A-002	2-fiber ribbon/0.4mm
S706A-004	4-fiber ribbon/0.4mm
S706A-008	8-fiber ribbon/0.4mm
S706A-012	12-fiber ribbon/0.4mm



### OPTIONAL ACCESSORIES:

#### Fiber Holders :

The fiber holders to meet your fiber type are required from the following selections.

### STANDARD COMPONENTS:

Description	Model No.	Qty
Main Body	S918A-01	1
Light	S918A-02	1
Matching Gel	S918X-31	1
Bamboo Pick	S918X-32	5
Case	S918X-33	1
User's Manual	—	1

## S612 Ribbon Forming Fixture

Designed to form a ribbon-like fiber with 2 to 12 single fibers. S612 offers a high efficient simultaneous fiber splice with FITEL ribbon fusion splicers.

- Easy to operate.
- Smallest fixture in the industry.
- Consumables are adhesive only.



### SPECIFICATIONS:


<b>Applicable optical fiber</b>	2 to 12 fiber ribbons
<b>Dimensions</b>	120W×60D×58H mm
<b>Weight</b>	400g

### STANDARD COMPONENTS:

Description	Model No.	Qty
Ribbon forming fixture	S612	1
Adhesive	S611-04	50ml x 2 bottles
User's Manual	FTS-B010	1

## Protection Sleeves

FITEL offers a wide variety of protection sleeves to accommodate single and ribbon fiber. FITEL's protection sleeves come in ribbon, standard, slim, mini, and macro sizes. They are composed of an outer an inner sleeve reinforced by an internal member made of stainless steel or ceramics.



### MODEL, SPECIFICATION AND APPLICABLE FIBER:

Model	Applicable fiber	Length	Material of strength member	Pieces /pack
S921	Single fiber, 0.25-0.9mm coating diameter	60mm	Stainless steel	25
S922	Single fiber, 0.25-0.9mm coating diameter	40mm	Stainless steel	25
S924	Single fiber and up to 8-fiber ribbon	40mm	Quartz	25
S927A	Single fiber and up to 8-fiber ribbon	40mm	Ceramic	100
S927B	Single fiber and up to 12-fiber ribbon	40mm	Ceramic	100
S928A20	Single fiber 0.25-0.4mm coating diameter	20mm	Stainless steel	100
S928A25		25mm	Stainless steel	100
S928A35		35mm	Stainless steel	100

# ID-H/R Fiber Identifier



The FITEL ID-H/R is a rugged, user-friendly tool which identifies optical fibers by detecting the optical signals passing through the fiber utilizing local detection technology.

The feature and benefits are:

## FEATURES:

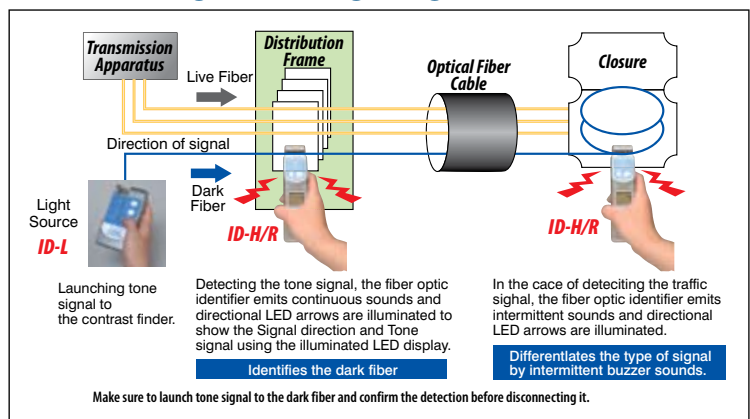
- Wide dynamic range
- No Head changing or adjustments
- LCD screen adoption  
(Detection Light Level, Modulation Light Frequency, Machinery Information)
- Detects the signal without disrupting traffic
- Detects the tone signal and traffic signal
- Lighted LED displays for clear identification
- Lightweight design for easy handling
- Super low insertion loss
- RoHS Compliant



## STANDARD COMPONENTS:

Item	Code	Note
Main Unit	AI02H	Battery and Strap and Instruction manual are included
Carrying Case	AI02H-001	Easily to belt or tool pouch

## EXAMPLE OF APPLICATION:



## SPECIFICATIONS:

Applicable Fiber	Up to SM 12-fiber ribbon SM 250 $\mu$ m single fiber	Up to 3mm Cordage (built-in only SM 250 $\mu$ m single fiber)	SM 900 $\mu$ m tight buffer (Reference value)
Applicable Wavelength	900~1700nm		
Frequency for Tone Signal	270Hz and 1kHz and 2kHz (Duty ratio 50 $\pm$ 10%) Modulation Light No Modulation Light Communication Light that Continued		
Measurement Range of Optical Power *1	0~-80dBm		
Maximum Level of Insertion Loss (Typical)	1310nm	0.1dB	0.5dB
	1550nm	1.0dB	2.0dB
	1650nm	2.5dB	3.0dB
Average Minimum Detection Level *2 (Typical)	1310nm	-40dB	-15dB
	1550nm	-50dB	
	1650nm		
Indication for Traffic Signal or Tone Signal	[ Traffic Signal *3] Direction LED illuminates + Intermittent buzzer sound + Displayed an Optical power measurement range by LCD [ Tone Signal ] Direction LED illuminates + Tone LED illuminates + Continuous buzzer sound + Displayed an Optical power measurement range by LCD + Displayed Frequency by LCD		
Operating Time	8 hours (Using alkaline battery)		
Dimensions	40W $\times$ 65D $\times$ 153H mm		
Weight	160g (Including battery)		

\*1: Duty ratio 50%    \*2: This specification is based on our optical fiber with our test method.

\*3: DO NOT disconnect or rewire based only on the traffic signal detection. Make sure to launch the tone signal before disconnecting or rewiring the fiber.

# ID-L Hand-Held Light Source



## FEATURES:

- **4 Wavelength Lineup**  
1310nm/1490nm/1550nm/1610nm
- **Boost Function**  
Activating the BOOST function increases the output signal by 10dB
- **Selection of 4 frequencies**  
CW/270Hz/1kHz/2kHz
- **Lightweight design for easy handling**
- **Operate more than 60 hours on battery**  
With Alkaline battery at 23° C / Without using boost function
- **Removable Adapter For Easy Cleaning**
- **RoHS Compliant**

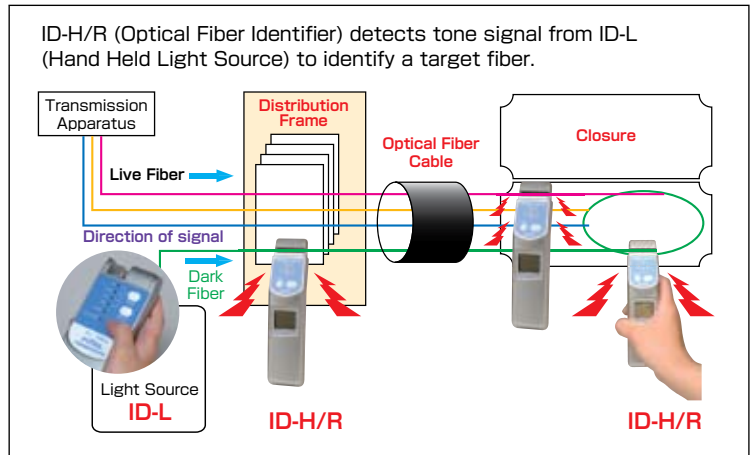


**CLASS1 LASER PRODUCT**

## OPTIONAL ACCESSORIES:

Item	Code	Note
Carrying Case	AT03H-001	–
SC Adapter	AT03H-002	Standard Accessory
FC Adapter	AT03H-003	–

## EXAMPLE OF APPLICATION:



## SPECIFICATIONS:

Product name	ID-L Handy Light Source 1310nm	ID-L Handy Light Source 1490nm	ID-L Handy Light Source 1550nm	ID-L Handy Light Source 1610nm
Code	AT03H31	AT03H49	AT03H55	AT03H61
Wavelength	1310±10nm	1490±10nm	1550±10nm	1610±10nm
Fiber type	Single Mode Fiber			
Spectrum width	Less than 1nm (-20dB from peak power)			
Modulation	CW / 270Hz / 1kHz / 2kHz			
Output power	Normal: -2.5±2dBm Boost: +7.5±2dBm (3dB down at 270Hz,1kHz, 2kHz mode)			
Stability	±0.05dB (1hour / Constant temperature)*			
Optical connector	SC Adapter (FC adapter is option)			
Battery type	AA Battery (Alkaline / Zinc-carbon / NiMH)			
Battery life	Over 60 hours (Alkaline battery at 23° C)			
Auto shutdown	10 minutes without any operation			
Operating temp.	0 to 40° C			
Operating humidity	20 to 90%RH (non-condensing)			
Dimensions	70W×22.5D×128H mm			
Weight	160g (Including batteries)			
Accessories	Strap: 1 AA alkaline batteries: 2 SC adapter: 1 Instruction manual: 1			

# LBT-101 Short Range Optical Tester



Measurement Tool for Live Fiber testing of FTTH. 1610nm OTDR for short Distance testing with Built-in Optical Filter.

## LIVE FIBER TESTING

1610nm light source and built-in Optical Filter realized the test of live fiber of PON system! First in the industry!

### KEY FEATURES:

#### Live Fiber Testing <sup>\*1</sup>

Enabled live fiber testing by launching 1610nm wavelength, (1310nm/1490nm/1550nm).

#### Portable

LBT-101 is a lightweight, handheld, user-friendly tool. Easily held in one hand.

#### Easy Operation

Just pressing "START" button and it will start. Easy to operate for less experienced user.

#### High Resolution

5cm distance resolution. 2m dead zone.

#### Built-in Fiber

Measurable from the first connector.

#### Real Time Sweeping

Real time sweeping to identify target fiber.

#### Data Storage

Internal data storage is 40MB(up to 800 traces). Also supported by external USB memory.

#### Wide Screen

Full color 4.3" wide screen, which provides high visibility, both indoor and outdoor.

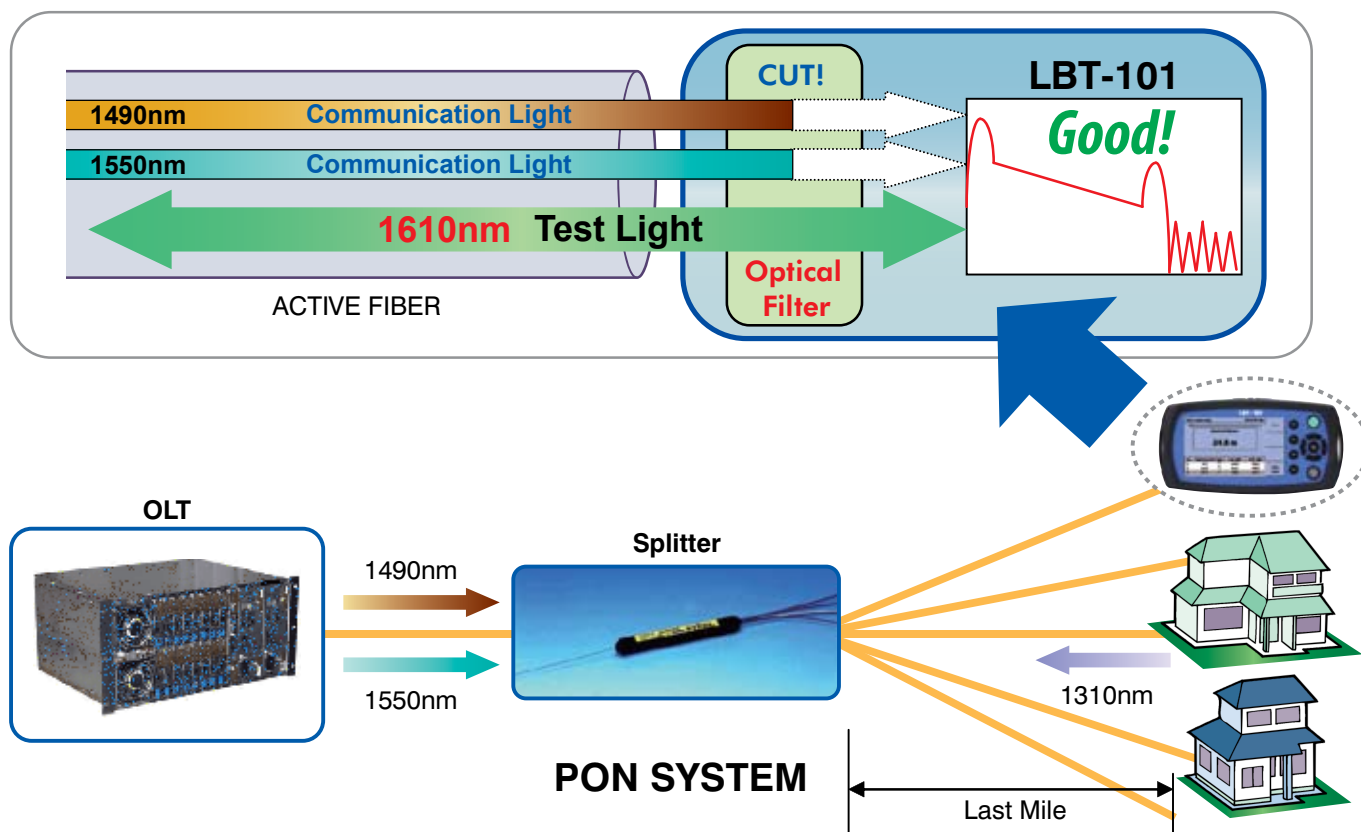


#### Long Battery Life

Typically 3.5 hours by single charge.

#### RoHS compliant

\*1 : The confirmation that there is no influence on the actual communication system is necessary.



## SPECIFICATIONS:

<b>Wavelength<sup>*1</sup></b>	1610 ± 5 nm
<b>Fiber Type</b>	10/125μm SMF (ITU-T G.652)
<b>Built-in Fiber</b>	10m
<b>Distance Range<sup>*2</sup></b>	1.0km (3,000ft) or 2.5km (8,000ft) set automatically
<b>Pulse width</b>	15 ± 3ns
<b>Dynamic Range</b>	> 6dB
<b>Deadzone</b>	Fresnel: <2m <sup>*3</sup> , Backscatter: < 7m <sup>*4</sup>
<b>Data Storage</b>	Internal memory: 40MB (up to 800 traces), External (USB): up to 20,000 traces with 1GB
<b>Dimensions</b>	190W × 96H × 48D mm (7.5" × 3.8" × 1.9")
<b>Weight</b>	< 800g (< 2lbs)
<b>Display</b>	4.3inch TFT-LCD (480 × 272, with backlight, transparent type)
<b>Interface</b>	USB 1.1, Type A × 1 (memory), Type Mini-B × 1 (USB mass storage)
<b>Power Supply</b>	9VDC, 100 to 240VAC, Allowable input voltage: 80 to 264V, 50/60Hz
<b>Battery</b>	NiMH, Operating Time: 3.5hours (typical) <sup>*5</sup> , Recharge Time: < 3hours <sup>*6</sup>
<b>Environmental Conditions</b>	Operation: 0° to +50° C, < 80% (non-condensing) <sup>*7</sup> , Storage: -20° to +60° C Vibration: MIL-T28800E Class 3, Dust and Drip proof: IP 51
<b>EMC</b>	EN61326
<b>Laser Safety</b>	IEC Pub 60825-1: 2001 Class 1

\*1: @25° C

\*2: Averaging: 10 seconds, SNR=1, 25° C

\*3: Return loss 45 dB, Deviation ±0.5 dB, 25° C

\*4: Return loss: 45 dB, 25° C (1.5 dB down from the peak of Fresnel)

\*5: back light low, sweeping halted at 25° C

\*6: 10 to +30° C, Power OFF

\*7: 10 to +30° C (During Recharging battery, Power OFF)

IEC 60825-1 2001  
**CLASS 1 LASER PRODUCT**

THIS PRODUCT COMPLIES WITH 21 CFR 1040.10 AND 1040.11 EXCEPT FOR DEVIATIONS PURSUANT TO LASER NOTICE NO 50 DATED JULY 26 2001

## STANDARD PACKAGE:

P/N	Code	Note
Main Unit	LBT-101	
AC Adapter	—	Standard Accessory
Battery Pack	—	Standard Accessory

# CS201 Cable Sheath Strippers

The need for fast Mid-Span Access to the fiber cable core is very important for the rapid growing FTTX market. The CS201 is a tool which can perform mid span sheath stripping reliably, easily, and safely.



## FEATURES:

- Accurately removes the sheath of a cable without damaging the fiber
- Can be used for making circular and lateral cuts in the cable
- Blade is designed for safety
- Small and lightweight design

Circular cut in cable



Lateral cut along the cable



CS201

## SPECIFICATIONS:

Applicable cable diameter	Ø10~32mm
Applicable cable jacket type	Polyethylene Jacket, Laminated Aluminum Polyethylene Jacket. (Jacket Thickness : Less than 4mm)
Weight	Approx. 200g
Dimensions	Approx. 90W×38D×52H mm
Change blade (Option)	Specify as CS202

## SHEATH REMOVING INSTRUCTIONS:

**STEP 1 :** Use PVC tape to mark the section of Jacket be removed



**STEP 2 :** Attach the CS201 to the cable.



**STEP 3 :** Cut the cable laterally between the marked position.



**STEP 4 :** Cut around the cable at the both ends (Circular)



**STEP 5 :** Strip the sheath off



**STEP 6 :** Pull the fiber out



---

## Contact Us:

### OFS Corporate Headquarters:

2000 Northeast Expressway  
Norcross, Georgia 30071  
USA

Toll Free: 888-Fiber-Help  
Intl. Phone: 770-798-5555  
Email: [ofs@ofsoptics.com](mailto:ofs@ofsoptics.com)

### Fusion Splicer Customer Service, Training and Service Center

417 Dividend Drive  
Peachtree City, GA 30269  
USA

Toll Free: 866-452-9516  
Phone: 678-783-1090  
Fax: 678-783-1093  
Email: [splicers@ofsoptics.com](mailto:splicers@ofsoptics.com)

For additional information please contact your sales representative. You can also visit our website at <http://www.ofsoptics.com> or call 1-888-fiberhelp.

FITEL is a registered trademark of OFS North America, Inc.

OFS reserves the right to make changes to the product(s) described in this document in the interest of improving internal design, operational function, and/or reliability. OFS does not assume any liability that may occur due to the use or application of the product(s) described herein.

This document is for informational purposes only and is not intended to modify or supplement any OFS warranties or specifications relating to any of its products or services.

Copyright © 2008 OFS North America, Inc.  
All rights reserved, printed in USA.

OFS  
Marketing Communications  
Fusion Splicers and Tools-1008



A Furukawa Company